

**MULTICE & Co., LTD.**  
**彰信企業股份有限公司**

P.O. BOX 47-91 TAIPEI, TAIWAN. 111 台北市士林區中正路668號3F  
TEL: 886-2-28123313 FAX: 886-2-28123316  
<http://www.multice.com> e-mail: [multice@ms34.hinet.net](mailto:multice@ms34.hinet.net)



# FIRE ALARMS

- FIRE CONTROL PANEL
- GAS EXTINGUISHERS PANEL
- SMOKE / HEAT / GAS DETECTOR
- BATTERY OPERATED SMOKE DETECTOR
- MANUAL CALL POINT
- MAGNETIC DOOR HOLDER
- FIRE ALARM BELL
- FIRE INDICATOR / SOUNDER / SIREN
- MOTOR SIREN
- FIRE SIREN WITH STROBE
- FIRE EMERGENCY LIGHT

**Welcome to our web!!**  
**Everyweek revise new parts.**  
**<http://www.multice.com>**

# FIRE ALARM CONTROL PANEL (1-100Zone)

## CL-2100

(Gray, White, Red Color)

(1, 2, 4, 6, 8, 12, 16, 20, 24, 28, 36, 40, 100 Zone – You can choose color)



### Specification

- Mains Supply: 240V AC 50/60Hz±10%
- Battery Voltage: 24VDC
- Charging Voltage Protection: 1.6Ah Glass Fuse
- Sounder Output: 24V Nominal EOL 10K resistor
- Auxiliary Contacts: 30V DC 1A max. NC/NO
- Mains Supply Protection: Glass Fuse
- Sounder Protection: 2x500mA Glass Fuse
- Reverse Battery Protection: Charger Glass Fuse
- Zone EOL (4/12/20/28 Zone): 5.6D Resistor

### Function

- Zoned Visual Red Alarm and Yellow Trouble Indicators.
- Continuous Signal During Alarm.
- Built-In Battery Charger.
- Low/No Power and Battery Detection.
- Automatic Loading and Testing of Battery.
- Battery Lead Reversal Protection.
- Evacuate (Alarm Resound).
- Led Test.



1 Zone



2 Zone



4 Zone



12 Zone

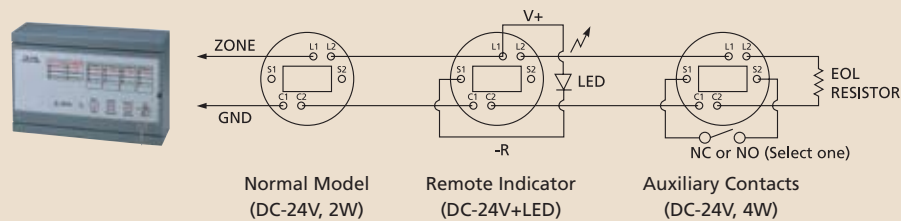


20 Zone



28 Zone

### Detector Base Wiring Information



## MCL-5600

- Primary Power Source: 110 or 220 VAC (Switch), 50/60Hz
- Secondary Power Source: 24VDC (Batteries)
- Zone Power: 24VDC, (18VDC~30VDC)
- Zone ELR: 10K ELR (1/4~1/2W Resistor)
- Detectors: Smoke, Ratr of Rise, Heat



5 Zone



10 Zone

## MCL-9600-15, MCL-9600-20, MCL-9600-25, MCL-9600-30, MCL-9600-40

- Primary Power Source: 220 VAC, 50/60Hz
- Secondary Power Source: 24VDC (Batteries)
- Zone Power: 24VDC, (18VDC~30VDC)
- Zone ELR: 10K ELR (1/4~1/2W Resistor)
- Detectors: Smoke, Ratr of Rise, Heat



15 Zone



20 Zone

# GAS EXTINGUISHING CONTROL PANEL

## GE-300

### Main Features:

- Control key switch
- Indicators on front fascia
- Built-in battery
- Monitored alarm circuits for both open & short circuit
- Indicators for Charge fault & Battery fault
- All controls are on front fascia
- Manual operating switch on front fascia
- 2 monitored detection on zones
- Monitored gas release
- Release timer



# FIRE DETECTOR (WITH REMOTE TYPE, 24V/3WIRE)

Rate of Rise Heat Detector  
**MCL-280EL (New Shape)**

(Indicator Type)  
DC-24V, 60mA max  
Stand by: 35uA @ 24V DC  
Normal set at 10%/50cm  
Warning Area:  
50 m<sup>2</sup> / 4-8 M  
White Color only



Rate of rise Heat Detector  
**MCL-183L**

(Indicator Type)  
DC-12V, 90mA max  
Warning Area:  
15 m<sup>2</sup> / 4-8 M  
White, Ivory Color



Rate of rise Heat Detector  
**MCL-182L**

(Indicator Type)  
DC-12V, 90mA max  
Warning Area:  
15 m<sup>2</sup> / 4-8 M  
White, Ivory Color



Photoelectric Smoke Detector (Optical)

**MCL-280L**

(Indicator Type)  
DC-12V, 90mA max  
Normal set at 10%/50cm  
Warning Area:  
50 m<sup>2</sup> / 4-8 M  
White, Ivory Color



Fixed Heat Detector

**MCL-181L**

(Indicator Type)  
DC-12V, 90mA max  
Warning Area:  
15 m<sup>2</sup> / 4-8 M  
White, Ivory Color



Fixed Heat Detector

**MCL-181HL**

(Indicator Type)  
DC-12V, 90mA max  
Warning Area:  
15 m<sup>2</sup> / 4-8 M  
White, Ivory Color



Combination Smoke & Heat Detector

**MCL-280CL**

(Indicator Type)  
DC-12V, 90mA max  
Normal set at 10%/50cm  
Warning Area:  
50 m<sup>2</sup> / 4-8 M (Smoke)  
Warning Area:  
15 m<sup>2</sup> / 4-8 M (Heat)  
White, Ivory Color



Ionization Smoke Detector

**MCL-180IL**

(Indicator Type)  
DC-12V, 90mA max  
Normal set at 10%/50cm  
Warning Area:  
50 m<sup>2</sup> / 4-8 M  
White, Ivory Color



Photoelectric Smoke Detector (Optical)

**MCL-280EL + 6" Back Cover**

(Indicator Type)  
DC-24V, 60mA max  
Stand by: 35uA @ 24V DC  
Normal set at 10%/50cm  
Warning Area:  
50 m<sup>2</sup> / 4-8 M  
White, Ivory Color



# SECURITY DETECTOR (AUXILIARY TYPE, 12V/4WIRE)

Photoelectric Smoke Detector (Optical)

**MCL-280EAU**

(Auxiliary Contacts Type)  
DC-12V, 90mA max  
Normal set at 10%/50cm  
Warning Area:  
50 m<sup>2</sup> / 4-8 M  
White Color only



Rate of rise Heat Detector

**MCL-182AU**

(Auxiliary Contacts Type)  
DC-12V, 90mA max  
Warning Area:  
15 m<sup>2</sup> / 4-8 M  
White, Ivory Color



Fixed Heat Detector

**MCL-181HAU**

(Auxiliary Contacts Type)  
DC-12V, 90mA max  
Warning Area:  
15 m<sup>2</sup> / 4-8 M  
White, Ivory Color



Photoelectric Smoke Detector

**MCL-280AU**

(Auxiliary Contacts Type)  
DC-12V, 90mA max  
Normal set at 10%/50cm  
Warning Area:  
50 m<sup>2</sup> / 4-8 M  
White, Ivory Color



Fixed Heat Detector

**MCL-181AU**

(Auxiliary Contacts Type)  
DC-12V, 90mA max  
Warning Area:  
15 m<sup>2</sup> / 4-8 M  
White, Ivory Color



Gas Detector

**MCL-285**

DC-24V/4W  
Alarm Current: 60-135mA  
Stand by Current: 40mA  
Stand by LED



Combination Smoke & Heat Detector

**MCL-280CAU**

(Auxiliary Contacts Type)  
DC-12V, 90mA max  
Normal set at 10%/50cm  
Warning Area:  
50 m<sup>2</sup> / 4-8 M (Smoke)  
Warning Area:  
15 m<sup>2</sup> / 4-8 M (Heat)  
White, Ivory Color



Ionization Smoke Detector

**MCL-180IAU**

(Auxiliary Contacts Type)  
DC-12V, 90mA max  
Normal set at 10%/50cm  
Warning Area:  
50 m<sup>2</sup> / 4-8 M  
White, Ivory Color



**6 Inch White Back Cover**

(Combine with Detector)



# FIRE DETECTOR (NORMAL TYPE, 24V/2WIRE)

FIRE CALL POINT (GLASS TYPE)

## MCL-196

(Normal Model Type)

DC-24V, 60mA max  
Stand by: 0uA @ 24V DC  
Warning Area:  
15 m<sup>2</sup> / 4-8 M (Panel Type)  
Warning Area:  
15 m<sup>2</sup> / 4-8 M



Rate of rise Heat Detector

## MCL-183

(Normal Model Type)

DC-24V, 60mA max  
Stand by: 35uA @ 24V DC  
Warning Area:  
15 m<sup>2</sup> / 4-8 M



Rate of rise Heat Detector

## MCL-182

(Normal Model Type)

DC-24V, 60mA max  
Stand by: 35uA @ 24V DC  
Warning Area:  
15 m<sup>2</sup> / 4-8 M



Fixed Heat Detector

## MCL-197

(Normal Model Type)

DC-24V, 60mA max  
Stand by: 0uA @ 24V DC  
Warning Area:  
15 m<sup>2</sup> / 4-8 M (Panel Type)  
Warning Area: 15m<sup>2</sup>/4-8 M



Fixed Heat Detector

## MCL-181

(Normal Model Type)

DC-24V, 60mA max  
Stand by: 0-24uA @ 24V DC  
Warning Area:  
15 m<sup>2</sup> / 4-8 M



Photoelectric Smoke Detector

## MCL-280

(Normal Model Type)

DC-24V, 60mA max  
Stand by: 35uA @ 24V DC  
Normal set at 10%/50cm  
Warning Area:  
50 m<sup>2</sup> / 4-8 M



Combination Smoke & Heat Detector

## MCL-280C

(Normal Model Type)

DC-24V, 60mA max  
Stand by: 60-90uA @ 24V DC  
Normal set at 10%/50cm  
Warning Area:  
50 m<sup>2</sup> / 4-8 M (Smoke)  
Warning Area:  
15 m<sup>2</sup> / 4-8 M (Heat)



Ionization Smoke Detector

## MCL-180I

(Normal Model Type)

DC-24V, 60mA max  
Stand by: 35uA @ 24V DC  
Normal set at 10%/50cm  
Warning Area:  
50 m<sup>2</sup> / 4-8 M



Photoelectric Smoke Detector (Optical)

## MCL-280E

(Normal Model Type)

DC-24V, 60mA max  
Stand by: 35uA @ 24V DC  
Normal set at 10%/50cm  
Warning Area:  
50 m<sup>2</sup> / 4-8 M



# BATTERY OPERATED SMOKE DETECTOR (DC-9V Battery)

Single Station Heat Detector

## MCL-187

DC-9V Battery,  
100mA max, 85db  
Warning Area:  
50 m<sup>2</sup> / 4-8 M



Single Station Smoke Detector

## MCL-188

DC-9V Battery,  
100mA max, 85db  
Warning Area:  
50 m<sup>2</sup> / 4-8 M



Single Station Smoke Detector  
(With Heat Sensor)

## MCL-188H

DC-9V Battery,  
Heat Sensor (115°F)  
100mA max, 85db  
Warning Area:  
50 m<sup>2</sup> / 4-8 M



Single Station Smoke Detector  
(Combine Single Station Smoke  
& Heat Detector)

## MCL-188C

DC-9V Battery,  
100mA max, 85db  
Warning Area:  
50 m<sup>2</sup> / 4-8 M



Single Station Smoke Detector  
(With I/O)

## MCL-188 (I/O)

DC-9V Battery,  
100mA max, 85db  
Warning Area:  
50 m<sup>2</sup> / 4-8 M



Single Station Smoke Detector  
(With Aux, Relay)

## MCL-280 (-R)

DC-9V Battery,  
100mA max, 85db  
Warning Area:  
50 m<sup>2</sup> / 4-8 M



# MANUAL CALL POINT, RESETTABLE CALL POINT



Fire Call Point (Glass Type)

- FD-108R** (Red Color)
- FD-108RC** (with Cover)
- FD-108RL** (with LED)
- FD-108RLC** (with LED+Cover)

12V/10A, 24V/8A  
220VAC/3A  
NO+NC Contact  
ABS, 88x88x55mm,  
50PCS/CTN,  
Two Switch for Choice



Fire Call Point (Glass Type)

- FD-108G** (Green Color)
- FD-108GC** (with Cover)
- FD-108GL** (with LED)
- FD-108GLC** (with LED+Cover)

12V/10A, 24V/8A  
220VAC/3A  
NO+NC Contact  
ABS, 88x88x55mm,  
50PCS/CTN,  
Two Switch for Choice



Fire Call Point (Glass Type)

- FD-108W** (White Color)
- FD-108WC** (with Cover)
- FD-108WL** (with LED)
- FD-108WLC** (with LED+Cover)

12V/10A, 24V/8A  
220VAC/3A  
NO+NC Contact  
ABS, 88x88x55mm,  
50PCS/CTN,  
Two Switch for Choice



Fire Call Point (Glass Type)

- FD-108Y** (Yellow Color)
- FD-108YC** (with Cover)
- FD-108YL** (with LED)
- FD-108YLC** (with LED+Cover)

12V/10A, 24V/8A  
220VAC/3A  
NO+NC Contact  
ABS, 88x88x55mm,  
50PCS/CTN,  
Two Switch for Choice



## MC-1W

(Fire Signal Transmitter)  
DC-24V, 100mA, Red  
Weight: 285g  
Size: 138x70mm  
Contact: 30VDC, 1A



Manual Call Point

- FD-109GLC** (One Switch)
- FD-109GLC** (Two Switch)
- FD-109RLC** (One Switch)
- FD-109RLC** (Two Switch)

NO+NC Contact, ABS,  
Resettable Switch,  
with Cover+LED  
88x88x55/59mm,  
50PCS/CTN,



Manual Call Point (Two Switch + Buzzer)

- FD-129GLC + Buzzer**
- FD-129RLC + Buzzer**

Resettable Switch,  
Buzzer: DC-12V - 24V,  
Sound: Single Sound,  
85db/300m  
ABS Matenal,  
with Cover+LED,  
88x88x55mm, 50PCS/CTN,



## MC-1W

(Fire Signal Transmitter)  
DC-24V, 100mA, Red  
Weight: 370g  
Size: 138x48mm  
Contact: 30VDC, 1A



## MC-3W Panel (P.B.L.)

DC-24V, AC-120V, 0°C~50°C  
Combine: Bell, Indicator, Button



# MAGNETIC DOOR HOLDER

Adjustable or Fixed Armature Plate.  
Built-in Spike Suppressor.



## DH-501 (Basic Wall Mount)

Dual Voltage: 12/24VDC  
Current: 100mA/12VDC, 50mA/24VDC  
Holding Force: 50kg, 70kg  
Senser: Optional  
Size: 80x80xH40mm



## DH-502 (Wall Mount)

Dual Voltage: 12/24VDC  
Current: 100mA/12VDC, 50mA/24VDC  
Holding Force: 50kg, 70kg  
Senser: Optional  
Size: 100x70xH40mm



## DH-503 (Upon Request)

Dual Voltage: 12/24VDC  
Current: 100mA/12VDC, 50mA/24VDC  
Holding Force: 50kg, 70kg  
Senser: Optional  
Size: 80x80xH40-240mm



## DH-504 (Floor Mount)

Dual Voltage: 12/24VDC  
Current: 100mA/12VDC, 50mA/24VDC  
Holding Force: 50kg, 70kg  
Senser: Optional  
Size: 118x92x120mm



## DH-505 (Wall Flash Mount)

Dual Voltage: 12/24VDC  
Current: 100mA/12VDC, 50mA/24VDC  
Holding Force: 50kg, 70kg  
Senser: Optional  
Size: 120x76x28mm



# FIRE ALARM BELL (INDUSTRY, BELL COVER OEM)

RoHS

APPLICATIONS: • BURGLAR ALARM • FIRE ALARM  
• EQUIPMENT FOR ALARM SIGNAL • BELL COVER OEM/ODM

**MB-4B-6, 12, 24 (DC)**  
**MB-4B-110, 230 (AC)**

Ø4" 65mA COIL 85db  
Red Color, Gray Color



**MB-6B-6, 12, 24 (DC)**  
**MB-6B-110 (AC-110V)**  
**MB-6B-230 (AC-230V)**

Ø6" 90mA COIL 88db  
Red Color, Gray Color  
DC 6V, 12V, 24V  
AC-110V, 230V



**MB-8B-6, 12, 24 (DC)**  
**MB-8B-110 (AC-110V)**  
**MB-8B-230 (AC-230V)**

Ø8" 110mA COIL 88db  
Red Color, Gray Color  
DC 6V, 12V, 24V  
AC-110V, 230V



**MB-10B-6, 12, 24 (DC)**  
**MB-10B-110 (AC-110V)**  
**MB-10B-230 (AC-230V)**

Ø10" 125mA COIL 90db  
Red Color  
DC 6V, 12V, 24V  
AC-110V, 230V



**MC-612 (DC-12V)**  
**MC-624 (DC-24V)**

Ø6" 20mA Motor 85db



**MB-6B-G-6, 12, 24 (DC)**  
**MB-6B-G-110, 230 (AC)**

Ø6" 90mA COIL 85db



**MB-8B-G-6, 12, 24 (DC)**  
**MB-8B-G-110, 230 (AC)**

Ø8" 90mA COIL 85db  
Gray Color



**Bell Cover (Welcome OEM/ODM)**

4", 6", 8", 10" Bell Cover  
Red, Gray (Industry), Black Color



**MB-BBX-4**

Bell Back Box  
Weather Proof  
110x110x42.6mm  
Red Color, Gray Color



**MB+6GR (Safety Use)**

DC 24V, Red Color (22mA)  
100db±5db,  
6" Round Shape  
Bell Sound, Sweep, Harmonic Bell



**MB-6GW (Warning Use)**

DC 24V, White Color (22mA)  
100db±5db,  
6" Round Shape  
Bell Sound, Sweep, Harmonic Bell

**MB-6GY (Warning Use)**

DC 24V, Red Color (22mA)  
100db±5db,  
6" Round Shape  
Bell Sound, Sweep, Harmonic Bell



**MB-527**

Size: 2 1/2"x5 3/8"x1 1/4"  
6-8VAC, 3-6V DC 77db/3ft  
12V DC, 24V DC



**MB-547**

Size: 4"x6 7/8"x1 3/4"  
6-8VAC, 3-6V DC 78db/3ft  
12V DC, 24V DC



# FIRE STROBE SOUNDER, REMOTE INDICATOR

## MPS-82-RR Strobe Sounder

DC-24V, 100-150mA  
100db, Siren

Sound: Strobe Siren, Fire Siren  
Ambulance car  
128x126x45mm



## MPS-83-RR

DC-24V, 100mA  
100db/30cm

Sound: Strobe Siren, Fire Siren  
Ambulance car  
130x90x68mm



## MPS-83-RR Strobe Sounder

24V DC, 300mA, Strobe  
100db/30cm, Red Color  
Sweep Sound



## FD-115 (12V, 24V) Sounder

Red Color, Siren,  
110db/30cm, 150mA



## MCL-208 LED Remote Indicator

DC: 24V (5-28V)  
Current: 20mA  
Alarm: Red LED  
Size: 85x85x24cm,  
45g  
100PCS/1CTN.



## HC-301 (7PCS LED Type)

DC: 24V, 7PCS LED  
25mA, 90x58mm, 80g



## HC-300L (Lamp)

DC: 24V, Lamp  
100mA,  
95x52x23mm, 80g



## FD-115 (110V, 220V) Sounder

Red Color, Siren,  
110db/30cm, 200mA



## MLD-95-A

3 Wire Siren+Strobe



## MLD-96-A

2 Wire Siren+Strobe  
DC-12V, 24V  
106db/30cm, 150mA  
Red, Blue  
AC-110V, AC-220V  
106db/30cm, 150mA  
Red Color



## FD-110-S

Fire Strobe Light (Use for Fire)  
DC-24V, 70mA



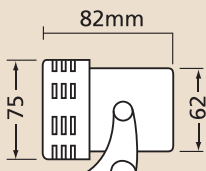
# MOTOR SIREN FOR SAFETY, EMERGENCY

## MS-D-12/24

Voltage: DC-12V, 24V  
Length: 82mm

Net weight: 285g

Useage: High Rise Building, Bank,  
Warehouse, Mechine etc.

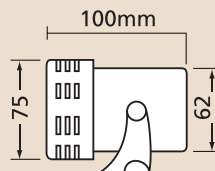


## MS-A-110/220

Voltage: AC-110V, 220V  
Length: 100mm

Net weight: 4085g

Useage: High Rise Building, Bank,  
Warehouse, Mechine etc.

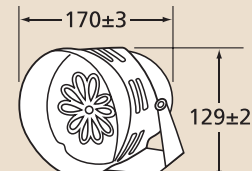


## SYF-1-12/24/110/220

Voltage: DC-12V, 24V  
AC-110V, 220V

Length: 129.0±0.2mm

Net weight: 0.72kg



# FIRE SIREN WITH STROBE



## MB-FS100A (Euro Standard)

DC: 6V, 12V, 24V  
Super Bright LED, Red Color  
103db/30cm, 50mA  
Sound: Siren,  
Sweep, Harmonic



## MLD-F100A (Euro Standard)

DC: 12V, 24V  
Red Color, Sound Only  
103db/30cm, 30mA  
Sound: Siren,  
Sweep, Harmonic



## MB-FS103 (U.S.A. Standard)

DC: 6V, 12V, 24V  
Super Bright LED, Red Color  
103db/30cm, 50mA  
Sound: Siren,  
Emergency Sound



## MB-F100A (Euro Standard)

DC: 6V, 12V, 24V  
Red Color, Sound Only  
103db/30cm, 30mA  
Sound: Siren,  
Sweep, Harmonic



## MB-FS90P (Panel Type)

DC: 12V, 24V  
Super Bright LED, Red Color  
103db/30cm  
Sound: Siren, Sweep, Bell



## MB-F90P (Panel Type)

DC: 12V, 24V  
Red Color, Sound Only  
103db/30cm, 30mA  
Sound: Siren, Sweep, Bell

## MB-F103 (U.S.A. Standard)

DC: 6V, 12V, 24V  
Red Color, Sound Only  
103db/30cm, 30mA  
Sound: Siren,  
Emergency Sound



## MB-FS2+JB (Back Box) (Euro Standard)

DC: 24V, Red Color,  
100±5db (25mA),  
(With Strobe 50mA)  
Sound: Bell,  
Sweep, Siren



## MB-FS2 (U.S.A. Standard)

DC: 24V, Red Color,  
100±4db (25mA),  
(With Strobe 50mA)  
Sound: Bell,  
Sweep, Siren



## MB-FL96 (U.S.A. Standard)

DC: 6V, 12V, 24V  
Super Bright LED, Red Color  
103db/30cm, 50mA  
Sound: Sweep



## MB-F111+JB (Back Box) (Euro Standard)

DC: 24V, Red Color,  
100±5db (25mA),  
Sound: Bell,  
Sweep, Siren



## MB-F9+JB (Back Box) (U.S.A. Standard)

DC: 24V, Red Color,  
100±5db (25mA),  
Sound: Bell,  
Sweep, Siren



## MB-F105 (U.S.A. Standard)

DC: 6V, 12V, 24V  
New Caving-in Type, Red Color  
103db/30cm, 50mA  
Sound: Fire Bell,  
Emergence Whistle



# AUTOMATIC EMERGENCY LIGHT (13WPL/27WPL)

## MCL-292 (13W, AC-220V, 50/60Hz)

## MCL-292 (13W, AC-110V, 50/60Hz)

Material: ABS, Ivory Color  
Battery: DC-6V 4th  
Charging Time: 36 Hours  
Shihing Time: 90Minutes  
Size: 210x106x87mm (1300g)



## MCL-292 (27W, AC-220V, 60Hz)

## MCL-292 (27W, AC-220V, 60Hz)

Material: ABS, Ivory Color  
Battery: DC-6V 4th  
Charging Time: 36 Hours  
Shihing Time: 90Minutes  
Size: 210x106x87mm (1400g)

